


## **Driver's Examination (Adult Test)**

1. Should you always drive slower than other traffic?
  - ☒ No, you can block traffic when you drive too slowly.
  - ☐ Yes, it is a good defensive driving technique.
  - ☐ Yes, it is safer than driving faster.
2. Which of the following is true about double parking?
  - ☒ It is illegal under all circumstances.
  - ☐ It is illegal only if you leave your car.
  - ☐ It is legal if you are making a delivery.
3. Which of the following is true about roadways on bridges and overpasses in cold, wet weather?
  - ☒ They tend to freeze before the rest of the road does.
  - ☐ They do not freeze because they are made of concrete.
  - ☐ They tend to freeze after the rest of the road does.
4. You are driving on a city street and see an emergency vehicle with flashing lights behind you. What should you do?
  - ☐ Drive to the right edge of the road and slow down.
  - ☒ Drive to the right edge of the road and stop.
  - ☐ Stay in your lane, slowdown, and let it pass.
5. You are driving on the freeway behind a large truck. You should drive:
  - ☐ Closer behind the truck than for a passenger car.
  - ☒ Farther behind the truck than for a passenger car.
  - ☐ To the right side of the truck and wait to pass.
6. You reach an intersection with stop signs on all four comers at the same time as the driver on your left. Who has the right of way?
  - ☐ The driver on your left has the right of way.
  - ☒ You have the right of way.
  - ☐ Whoever is signaling to make a turn has the right of way.
7. To turn left from a **one-way** street with multiple lanes onto a two-way street, start the turn in:
  - ☒ The far left lane.
  - ☐ Any lane available.
  - ☐ The lane closest to the middle of the street.
8. Driver's are required to obey instructions from:
  - ☐ Security guards patrolling parking lots.
  - ☐ Other drivers whose vehicles are broken down on the roadway.
  - ☒ Flaggers (signal persons) at construction sites.

9. A flashing yellow traffic signal at an intersection means:
- ☐ You should treat the signal like a stop sign.
  - ☐ Stop. Yield to all cross traffic before crossing the intersection.
  - ☒ Slow down and be alert at the upcoming intersection.
10. You must yield to a pedestrian using a white cane or guide dog:
- ☐ Only when a guide dog is leading the person across the street.
  - ☒ At all times.
  - ☐ Only if a crossing guard is present.
11. If you are riding in a vehicle equipped with a lap belt and also a separate shoulder belt, you are:
- ☐ Only require to use the lap and the shoulder belts.
  - ☒ Required to use both the lap and the shoulder belts
  - ☐ Only required to use the shoulder belt.
12. Backing your vehicle is:
- ☒ always dangerous to do.
  - ☐ Dangerous if you have a helper
  - ☐ Only dangerous in large vehicles.
13. You are on a freeway and traffic is merging into your lane. You should:
- ☒ Make room for the merging traffic, if possible.
  - ☐ Assert your right-of-way by driving faster.
  - ☐ Always slow down and maintain your position.
14. You must stop at the intersection ahead. Just before the intersection, You have to cross railroad tracks. You should stop before you cross the railroad tracks when:
- ☒ You don't have room to completely cross the tracks.
  - ☐ The crossing is located in a city or town with frequent train traffic.
  - ☐ You transport two or more children in a passenger vehicle.
15. A solid yellow line next to a broken yellow line means that vehicles:
- ☐ In both directions may pass.
  - ☒ Next to the broken line may pass.
  - ☐ Next to the solid line may pass.
16. California's "Basic Speed Law" says you **must**:
- ☐ Keep your speed close to that of the other traffic.
  - ☒ Never drive faster than is safe for current conditions.
  - ☐ Always drive at the posted speed limit.
17. When driving on a multilane street with two-way traffic:
- ☒ Drive alongside the other vehicles so the drivers can see you.
  - ☐ You should drive ahead of or behind the other vehicles.
  - ☐ It is safest to drive in the lane next to the center line.



18. If there is no crosswalk and you see a pedestrian crossing your lane, you should:
- ☐ make sure the pedestrian can see you before proceeding.
  - ☐ Cautiously drive around the pedestrian.
  - ☒ Stop and let the pedestrian finish crossing.
19. Blocking an intersection during "rush hour" traffic is **not** permitted:
- ☐ Unless you entered the intersection on a green light.
  - ☒ Under any circumstances, even if your light is green.
  - ☐ Unless you have the right-of-way or a green light.
20. While all of the following are dangerous to do while driving, which is also illegal?
- ☒ Listening to music through a set of dual headphones.
  - ☐ Adjusting your outside mirrors.
  - ☐ Reading a road map.
21. This yellow sign means:
- ☐ Controlled railroad crossing ahead
  - ☐ Be prepared to stop if the light is flashing.
  - ☒ There is a traffic signal ahead.
- 
22. When parking next to a curb, you should use your turn signals:
- ☐ Only when pulling away from the curb.
  - ☐ When pulling next to, but not away from the curb.
  - ☒ When pulling next to or away from the curb.
23. Which of these statements is true about slippery road surfaces?
- ☐ Driving on wet leaves on the road will give you extra traction.
  - ☒ On cold days, shade from buildings or trees can hide spots of ice.
  - ☐ The pavement is less slippery when it first starts to rain on a hot day than it is afterwards.
24. You want to park uphill on a two-way road and there is no curb. Which way do you turn your front wheels?
- ☐ So they face straight.
  - ☒ Right-towards the side of the road.
  - ☐ Left-towards the center of the road.
25. You may drive in a bike lane:
- ☐ If you drive slower than 15 mph.
  - ☒ No more than 200 feet before making a right turn.
  - ☐ Whenever bicyclists are not present.
26. A flashing red traffic light at an intersection means:
- ☐ Slow down before entering.
  - ☒ Stop before entering.
  - ☐ Stop and wait for the green light.

27. Tailgating other drivers (driving too close to their rear bumper):
- ☒ Can frustrate other drivers and make them angry.
  - ☐ Cannot result in a traffic citation.
  - ☐ Reduces accidents by preventing you from being "cut off."
28. When you don't see any other vehicles around you while driving:
- ☐ You may legally exceed the posted speed limit.
  - ☒ You must still signal for turns and lane changes.
  - ☐ You are not required to signal for turns and lane changes.
29. To see cars in your blind spots, you should check:
- ☐ The inside rearview mirror.
  - ☐ The outside rearview mirror.
  - ☒ Over your shoulders.
30. What is the benefit of a space cushion around your vehicle?
- ☐ Other drivers can "cut" in front of you, improving traffic flow.
  - ☒ It inflates to makes a mistake, you have time to react.
  - ☐ It inflates to protect you from injury incase of an accident.
31. You are involved in a minor accident at an intersection. There are no injuries and very little damage. You should:
- ☐ Leave you vehicle in the traffic lane until law enforcement arrives.
  - ☒ Move your vehicle out of the traffic lane, if possible.
  - ☐ Not move your vehicle for any reason.
32. A freeway onramp is marked with this white sign. Which of the following vehicles may use this lane?
- ☒ A convertible with and adult and two children.
  - ☐ A carpool van containing only driver.
  - ☐ A sport Utility vehicle containing an adult, child, and family pet.
33. This yellow sign means:
- ☐ The road ahead has many curves.
  - ☐ There is a sharp curve in the road ahead.
  - ☒ The road ahead may be slippery.
34. Driving the influence of any medication which impairs your driving is permitted:
- ☒ Under no circumstances.
  - ☐ If you don't feel drowsy.
  - ☐ If it is prescribed by a physician.
35. It is illegal for a person 21 years of age or older to drive with a blood alcohol concentration (BAC) that is \_\_\_\_\_ or higher.
- ☒ 0.08 % - Eight hundredths of one percent.
  - ☐ 0.10 % - One tenth of one percent.
  - ☐ 0.05 % - Five Hundred of on e percent.



36. You must notify DMV within 5 days if you:
- ☐ Paint your vehicle a different color.
  - ☐ Are cited for a traffic violation.
  - ☒ Sell or transfer your vehicle.
37. It is against the law to enter at an intersection when:
- ☒ You can't get all the way across before the light turns red.
  - ☐ The light is flashing yellow and you don't stop first.
  - ☐ The light is yellow and you can not stop safely.
38. A person may legally ride in the back of a pick up truck when:
- ☐ The sides of the pickup bed are at least 24 inches high.
  - ☐ The back of the pickup is covered with a camper shell.
  - ☒ In secured seats and using approved safety belts.
39. You are stopped. You want to make a left turn, but there are oncoming vehicles close by. You should:
- ☐ Signal and turn immediately.
  - ☒ Give the oncoming vehicles the right-of-way.
  - ☐ Take your right-of-way by driving in front of the oncoming traffic.
40. If you are convicted of driving with an excessive blood alcohol concentration (BAC), you may be sentenced to serve:
- ☒ Up to six months in jail.
  - ☐ Up to twelve months of jail.
  - ☐ No jail time but you must pay a fine of \$500.
41. Unless otherwise posted, the speed limit in a residential area is:
- ☐ 35 mph.
  - ☐ 30 mph.
  - ☒ 25 mph.
42. Which of these statements is true about motorcyclists and motorists?
- ☐ Motorcyclists are not allowed to drive faster than other traffic during congested road conditions.
  - ☒ Motorcyclists have the same rights/responsibilities as other motorists.
  - ☐ Motorcycles are heavier than other vehicles and are less affected by wind/rain.
43. You are waiting to turn right at a red traffic light. There is a pedestrian on the right side of your vehicle waiting to cross the street you want to enter. Who has the right-of-way when your light turns green?
- ☒ The pedestrian has the right-of-way.
  - ☐ You have the right-of-way only if the crosswalk is not marked.
  - ☐ You have the right-of-way because your light is green.


44. You may not stop a passenger vehicle at anytime:
- ☒ Next to a curb painted red.
  - ☐ Next to a curb painted yellow.
  - ☐ In front of a school when children are present.
45. You may legally park your car:
- ☐ In an unmarked crosswalk.
  - ☐ On the side of the street facing oncoming traffic.
  - ☒ On the shoulder of a freeway in an emergency.
46. You must yield the right-of-way to an emergency vehicle by:
- ☒ Driving to the right edge of the road and stopping.
  - ☐ Moving into the right lane and driving slowly until it has passed.
  - ☐ Stopping immediately, even if you are in an intersection.
47. Turn on your windshield wipers and use your headlights on rainy, snowy, or foggy days:
- ☐ On the high-beam setting.
  - ☒ So other drivers can see you.
  - ☐ Only when driving on the freeway.
48. You must make a written report (SRI) to DMV when:
- ☐ Into the curb.
  - ☒ You are involved in an accident and there is an injury.
  - ☐ You change your insurance company.
49. Which way do you turn your front wheels to park downhill next toward a curb?
- ☒ Into the curb.
  - ☐ Away from the curb.
  - ☐ Parallel to the curb.
50. At an uncontrolled intersection where you can't see cross traffic until you are just about to enter the intersection, the speed limit is:
- ☒ 15mph.
  - ☐ 25mph.
  - ☐ 20mph.
51. You should increase the distance between your car and the vehicle ahead when you:
- ☐ Follow a small passenger car.
  - ☒ are being tailgated by another driver.
  - ☐ Drive slower than the posted speed limit.
52. U-turns in business districts are:
- ☐ Always illegal because they are dangerous.
  - ☐ Legal whenever oncoming vehicles are not a hazard.
  - ☒ Legal only at intersections, unless a sign prohibits them.

53. The two-way road you are driving on has a lane marked as shown in the picture. This lane is used:
- ☒ To begin or end left turns or start a permitted U-turn.
  - ☐ As a regular driving lane during periods of heavy traffic.
  - ☐ To pass other vehicles that are moving slowly.
54. When may you legally go around or under a railroad crossing gate?
- ☒ Under no circumstances.
  - ☐ When you can see clearly in both directions.
  - ☐ When the warning lights are not flashing.
- 
55. You are driving 55mph in the far left lane of a freeway posted for 65mph. You could be cited for driving too slowly.
- ☐ If the road or weather conditions warrant driving this slowly.
  - ☒ If you block the normal and reasonable flow of traffic.
  - ☐ Under no circumstances because it is always safer to drive slower than other traffic.
56. When approaching a crosswalk where a blind pedestrian is waiting to cross, you must stop:
- ☐ More than five feet from the crosswalk so the pedestrian will not be distracted by the sound of your engine.
  - ☒ At the crosswalk and wait for the pedestrian to cross the street.
  - ☐ At the crosswalk and then tell the pedestrian when to cross the street.
57. This sign means:
- ☒ There is a sharp turn to the left.
  - ☐ Left turn only lane.
  - ☐ Left turn permitted on green arrow only.
- 
58. Which of these statements is true about blind spots?
- ☐ You only need to turn and look over your shoulder for lane changes to the right or left.
  - ☒ Look over your right shoulder for a right lane change and your left shoulder for a left lane change.
  - ☐ Vehicles with two outside mirrors do not have blind spots.
59. While driving, you should look 10 to 15 seconds ahead of you:
- ☐ And focus on the middle of the road.
  - ☐ Because it's a legal requirement.
  - ☒ To see potential hazards early.
60. It is night. A car coming towards you has its high beams on which make it hard to see the road ahead. You should:
- ☐ Look ahead towards the left edge of your lane.
  - ☒ Look ahead towards the right edge of your lane.
  - ☐ Look straight ahead in your lane.

61. What should you do at an intersection with a flashing yellow signal light?
- ☐ Maintain your speed but watch for other vehicle.
  - ☐ Stop before crossing the intersection.
  - ☒ Slow down and cross carefully.
62. Two sets of solid yellow lanes spaced two feet or more apart:
- ☐ May only be crossed to make a left turn or U-turn.
  - ☒ Should be treated like a solid wall and not be crossed.
  - ☐ May be used to begin or end left-hand turns.
63. Which of these is the proper way to change lanes?
- ☐ Signal, check your mirrors, and then change lanes.
  - ☒ Signal and look over your shoulder before you change lanes.
  - ☐ Check your mirrors, look over your shoulder, and then change lanes.
64. When can you drive only using your parking lights?
- ☐ 30 minutes after sunset or 30 minutes before sunrise.
  - ☒ Under no circumstances.
  - ☐ On foggy days when visibility is low.
65. If your vehicle starts to lose traction because of water on the road (hydroplane), you should:
- ☐ Drive at a constant speed to gain better traction.
  - ☐ Apply the brakes firmly to prevent your vehicle from sliding.
  - ☒ Slow down gradually and not apply the brakes.
66. This sign means:
- ☐ May turn left only on a green arrow.
  - ☒ May turn left on a green light when it is safe.
  - ☐ Must wait for the solid green light before your turn left.
67. When driving in fog, snow, or rain, you should use both your windshield wipers and:
- ☒ Low-beam headlights
  - ☐ High-beam headlights
  - ☐ Running light
68. Which of these statements is true about driving and taking medications?
- ☒ Most cold medications can make a person drowsy.
  - ☐ Over-the-counter medications cannot impair driving ability if taken in the recommended dosages.
  - ☐ Medications are safe to take at any time if prescribed by a doctor.
69. You are on a two-way road and the vehicle ahead of you is turning left into a driveway. You may legally pass the vehicle on the right.
- ☒ If there is enough road between the curb and the vehicle.
  - ☐ Even if you must drive in a bicycle lane to do so.
  - ☐ Even if you must cross a solid white line painted on the road.





70. You are driving in the far right lane of a four-lane freeway and notice thick broken white lines on the left side of your lane. You are driving in:
- ☐ The carpool lane and must merge into the next lane.
  - ☐ A special lane for slow moving vehicles.
  - ☒ An exit lane.
71. To be sure a lane is clear before you change lanes, you should:
- ☐ Look in your outside mirrors only.
  - ☒ Look over your shoulder into the lane you want to enter.
  - ☐ Always turn your head and look over your right shoulder.
72. Which of these statements is true about child passengers?
- ☐ Children 1 or older and over 20 pounds should ride in the front seat.
  - ☒ Children under age one should not ride in the front seat in airbag equipped vehicles.
  - ☐ The front seat is generally the safest place in the car for children six years of age and older.
73. This yellow sign means:
- ☐ Railroad crossing is controlled – continue at your regular speed.
  - ☒ Look, listen, and prepare to stop at the crossing, if necessary.
  - ☐ Stop at the railroad tracks and wait for a signal before crossing.
- 
74. You should adjust your rearview and side mirrors:
- ☐ Before you get into the car.
  - ☒ Before you start driving
  - ☐ After you start driving.
75. When you change lanes or merge with another lane, you:
- ☐ Have the right-of-way.
  - ☐ Should first stop and check for cross traffic.
  - ☒ Need at least a 4-second gap in traffic.
76. For which of the following traffic lights must you always stop your vehicle?
- ☒ Solid red lights, flashing red lights, and blacked-out traffic signals.
  - ☐ Solid red lights, flashing red lights, and yellow lights.
  - ☐
77. Cargo extending more than four feet from your rear bumper:
- ☐ Is illegal under all circumstances.
  - ☒ Must be marked with a red flag or lights.
  - ☐ Does not legally have to be marked but it is a good idea.
78. To help you keep alert on long drives, you should:
- ☒ Pull off the road and rest.
  - ☐ Turn on your air conditioner.
  - ☐ Alternately drive close to the left and right side of your lane.

79. You are getting ready to make a right turn, You should:
- ☐ Always stop before making a right turn.
  - ☒ Signal during the last 100 feet before you turn.
  - ☐ Slow down and signal as you start your turn.
80. Your wheels should be pointed straight ahead, unless you are:
- ☐ Waiting to make a left turn at a traffic light.
  - ☒ Parked on a hill or sloping driveway.
  - ☐ Parked on the side of a level roadway and there is no curb.
81. You are driving on a freeway posted for 65 mph. Traffic is heavy and moving at 35 mph. The best speed for your vehicle is most likely:
- ☐ 25 mph
  - ☒ 35 mph.
  - ☐ 30 mph.
82. After passing a car, it is safe to return to your driving lane when:
- ☐ The driving you just passed signals you return to your lane.
  - ☐ You signal for three seconds your intention to return to your lane.
  - ☒ You see the headlights of the passed car in your rearview mirror.
83. You exit a freeway on a ramp that curves downhill. You should:
- ☒ Slow to a safe speed before the curve.
  - ☐ Slow to the posted speed limit for the freeway
  - ☐ Wait until you have entered the curve to begin braking.
84. When you yield your legal right of way?
- ☐ Often, even at controlled intersections.
  - ☒ When it helps prevent accidents.
  - ☐ Never, it confuses other drivers.
85. It is illegal to leave children age six or younger unattended in a car on a hot day:
- ☒ Even if they are secured in a child passenger restraint system.
  - ☐ It they are supervised by a person twelve years of age or older.
  - ☐ Only if the key is in the ignition.
86. On freezing, wet days, which of the following roadways is most likely to hide spots of ice?
- ☐ Roadways near the tops of hills.
  - ☒ Roadways on bridges and overpasses.
  - ☐ Roadways paved with asphalt.
87. Yellow lines separate:
- ☐ Traffic lanes on one-way streets.
  - ☒ Traffic moving in opposite directions on a two-way road.
  - ☐ All carpool lanes from regular traffic lanes.

88. On a freeway, you should look farther ahead than you would on a city street:
- ☒ In order to see potential hazards early.
  - ☐ Because it takes  $\frac{1}{4}$  mile to stop your vehicle completely.
  - ☐ Because it helps you keep up with traffic.
89. A pedestrian start to cross the street after the "Don't Walk" signal begins to flash. The pedestrian is in the middle of the street when your signal light changes to green. You should:
- ☐ Proceed if you have the right-of-way.
  - ☐ Proceed if the pedestrian is not in your lane.
  - ☒ Wait until the pedestrian crosses the street before proceeding.
90. You must notify law enforcement and make a written report (SRI) to DMV when:
- ☐ Your intend to file a certificate of non-operation from your vehicle.
  - ☐ Your vehicle is toward for parking illegally.
  - ☒ You have an accident and there is an injury or death.
91. You can drive off the road to pass another vehicle:
- ☐ If the vehicle ahead is turning left.
  - ☐ If there are two or more lanes traveling in your direction.
  - ☒ Under no circumstances.
92. Drivers of large trucks often travel with a lot of space in front of their vehicle. This extra space is needed for:
- ☐ Other driver's to use when merging onto an off ramp.
  - ☒ The truck driver to use for stopping the vehicle.
  - ☐ Other drivers to use when they want to slow down.
93. Flash your brake lights or turn on your emergency flasher if you:
- ☒ Need to warn other drivers of an accident ahead.
  - ☐ Are temporarily parked in a traffic lane to make a delivery.
  - ☐ Are backing out of a parking space.
94. When driving in traffic at night on a dimly lit street, you should:
- ☒ Drive slowly enough so you can stop within the area lighted by your headlights.
  - ☐ Turn on your high beam headlights to better see the vehicles directly ahead of you.
  - ☐ Keep instrument lights bright to be more visible to other drivers.
95. This sign means:
- ☒ The road ahead is closed to traffic in your direction.
  - ☐ Do not enter the road ahead unless it is safe to do so.
  - ☐ The road ahead is closed to traffic in all directions.

96. You are going to make a left turn from a dedicated left-turn lane when a yellow arrow appears for your lane. You should:
- ☐ speed up to get through the intersection.
  - ☐ Stop and not turn under any circumstances.
  - ☒ Be prepared to obey the next signal that appears.
97. Before driving into an intersection from a stop, you should look:
- ☐ Left and right lane only.
  - ☐ Straight ahead and to the left.
  - ☒ Left, right, and left again.
98. At night, if an oncoming vehicle fails to dim its high beams, look:
- ☐ Toward the center of the roadway.
  - ☒ Toward the right edge of your lane.
  - ☐ Straight ahead in your lane.
99. If you see orange construction signs or cones on a freeway, you must:
- ☐ Slow down because the lane ends ahead.
  - ☒ Be prepared for workers and equipment ahead.
  - ☐ change lanes and maintain you current speed.
100. Your are at red traffic signal. The traffic light turn green, but there are still other vehicles in the intersection. You should:
- ☒ Wait until the vehicles clears the intersection before entering.
  - ☐ Move ahead only if you can go around the other vehicles safely.
  - ☐ Enter the intersection and wait for traffic to clear.
101. When roads are slippery, you should:
- ☒ Avoid making fast turns and fast stops.
  - ☐ Pump your brakes to test traction of your tires.
  - ☐ Decrease the distance that your look ahead of your vehicle.
102. If there is a single set of solid yellow lines in the center of the roadway, you:
- ☒ May cross the lines to turn left into a private driveway.
  - ☐ Are on a two-lane one-way street.
  - ☐ Should treat the lines as a solid wall and not cross for any reason.
103. When you enter traffic from a stop (ex: pulling away from the curb), you:
- ☐ Should drive slower than other traffic for 200 feet.
  - ☒ Need a large enough gap to get up to the speed of traffic.
  - ☐ Should wait for the first vehicle to pass, and then pull into the lane.
104. When passing another vehicle, it is safe to return to your lane if you:
- ☐ Cannot see the vehicle directly to your right.
  - ☒ See the vehicle's headlight in your rearview mirror.
  - ☐ Have passed the other vehicle's front bumper.

105. This sign means:

- ☐ Other drivers must yield to you.
- ☒ Give the right-of-way to other drivers.
- ☐ Make a complete stop before asserting your right-of-way.



106. A law enforcement officer notices that one of your passengers is not wearing a seatbelt and writes a citation. Which of the following is true?

- ☐ Both you and your passenger will receive a citation.
- ☐ Your passenger will receive the citation, regardless of his or her age.
- ☒ You may receive the citation if the passenger is 15 or younger.

107. You may legally drive in any freeway carpool lane if:

- ☐ All the other lanes are stopped with heavy traffic.
- ☒ You carry the minimum number of persons shown on the sign.
- ☐ It is between the hours of 7pm and 7 am.

108. You should dim your lights for oncoming vehicles or when you are within 300 feet of a vehicle:

- ☒ You are approaching from behind.
- ☐ Approaching you from behind.
- ☐ You have already passed.

109. You should always turn on your emergency flashers when:

- ☐ You stop near a curb painted red.
- ☐ You are driving heavy fog.
- ☒ Your car has broken down on the roadway.

110. When traffic is slow and heavy and you must cross railroad tracks before reaching the upcoming intersection, you should:

- ☐ Stop between the crossing gates in case they close.
- ☐ Stop on the tracks and wait for your light to turn green.
- ☒ Wait until you can completely cross the tracks before proceeding.

111. Generally speaking, you are in a large truck's blind spot if you:

- ☐ Drive close to the large truck's left front wheel.
- ☒ Can't see the truck driver in the truck's side mirrors.
- ☐ Follow no closer than ten-feet behind the large truck.

112. Following closely behind another vehicle (tailgating):

- ☐ Increases fuel efficiency.
- ☒ Is a common cause of rear-end accidents.
- ☐ Helps keep traffic moving.

113. U-turns in residential districts are legal:

- ☐ On a one-way street at a green arrow.
- ☒ When there are no vehicles approaching nearby.
- ☐ Across two sets of solid double, yellow lines.

114. To make a right turn onto a two-way street from a two-way street, Start in the right-hand lane and end in.
- ☐ The left lane.
  - ☒ The lane closest to the curb.
  - ☐ Any lane that is available.
115. You have consented to take a test for the alcohol content of your blood, breath, or urine.
- ☐ Only if you have been drinking California.
  - ☒ Whenever you drive in California
  - ☐ Only if an accident has occurred.
116. You must yield the right-of-way to emergency vehicle by:
- ☒ Driving as near to the right edge of the road as possible and stopping
  - ☐ Moving into the right lane and driving slowly until it has passed.
  - ☐ Stopping immediately, even if you are in an intersection.
117. On a green arrow, you must:
- ☒ Yield to any vehicle, bicycle, or pedestrian in the intersection.
  - ☐ Yield only to pedestrians in the intersection.
  - ☐ Wait five seconds before proceeding.
118. If a pedestrian is in a crosswalk in the middle of a block:
- ☒ The pedestrian has the right-of-way.
  - ☐ The pedestrian must yield the right-of-way.
  - ☐ Vehicles have the right-of-way, but drivers must legally take care for the pedestrian's safety.
119. If you have an accident, the law requires you to exchange your driver license information with:
- ☐ Witnesses.
  - ☒ Others involved in the accident.
  - ☐ security guards.
120. If the roadway is wet and your car start to skid, you should:
- ☒ Slowly ease your foot off the gas pedal.
  - ☐ Slow down by shifting to a lower gear.
  - ☐ Slow down by pumping the brakes quickly and firmly.
121. When is it legal to use a cell phone without a hands-free device while driving?
- ☐ When making a call while stopped at a red light.
  - ☒ When making a call for emergency assistance.
  - ☐ Never.

122. You want to make a right turn at the corner. A pedestrian with a guide dog is at the corner ready to cross the street in front of you.
- ☐ Turn off your engine until the person crosses the street.
  - ☐ Tell the pedestrian when to cross the street.
  - ☒ Wait until the person crosses the street.
123. Before getting out of your parked car on the traffic side of the street, you should:
- ☐ Give an arm signal that you are exiting your vehicle.
  - ☐ Turn on your left turn signal.
  - ☒ Check traffic approaching from behind.
124. The "three-second rule" applies to the space\_\_\_\_\_ of your vehicle.
- ☐ In back.
  - ☒ Ahead.
  - ☐ To the sides.
125. Always look carefully for motorcycles before changing lanes because:
- ☒ Their smaller size makes them harder to see.
  - ☐ They usually have the right-of-way at intersections.
  - ☐ It is illegal for motorcycles to share traffic lanes.
126. Parking is NEVER permitted:
- ☒ In a crosshatched pattern space.
  - ☐ Twenty feet from a railroad track.
  - ☐ In a bicycle lane, unless otherwise posted.
127. A large truck is driving in the middle of three lanes. You want to pass the large truck. It is best to pass:
- ☒ Quickly on the left and move ahead of it.
  - ☐ Very slowly on the left and move ahead of it.
  - ☐ Very quickly on the right and move ahead of it.
128. On a sharp curve, you should use your brakes to slow your vehicles?
- ☐ Just after you enter the curve.
  - ☐ During the entire time you drive through the curve.
  - ☒ Before you enter the curve.
129. Unless otherwise posted, the speed limit in a business district is:
- ☒ 25 mph.
  - ☐ 35 mph.
  - ☐ 30mph.
130. When
- ☐ Just past the corner.
  - ☒ At the corner.
  - ☐ Fifteen feet before the intersection.

131. If another driver "cut" in front of you, it would be better if you:
- ☐ Brake suddenly.
  - ☒ Take your foot off the gas.
  - ☐ Accelerate to avoid being cut off.
132. Which of these is true about other drivers?
- ☐ Truck drivers are professional and pose fewer hazards.
  - ☐ Drivers using turn signals always turn in the direction indicated.
  - ☒ Never assume other drivers will give you the right-of-way.
133. Turn your front wheels toward the curb when you park:
- ☒ Facing downhill.
  - ☐ Facing uphill.
  - ☐ On a level road.
134. You are driving on a divided street with multiple lanes in your direction. If you need to make a U-turn, where should you start?
- ☐ In the median.
  - ☐ On the shoulder.
  - ☒ In the left lane.
135. You are involved in an accident, you must exchange with the other person involved your driver license information and:
- ☐ Proof of insurance only.
  - ☐ Proof of insurance and vehicle registration only.
  - ☒ Proof of insurance, vehicle registration, and current address.
136. A school bus has stopped ahead on your side of the road and is flashing its red lights. What should you do?
- ☐ Stop first and then proceed when you think it is safe.
  - ☒ Stop as long as the red lights flash.
  - ☐ Stop until all the children have crossed your lane.
137. There are two traffic lanes in your direction. You are driving in the left lane and many cars are passing you on the right. You should:
- ☐ Stay in your lane so you don't impede traffic flow.
  - ☐ Drive onto the left shoulder so the other vehicles pass.
  - ☒ Move over onto side and rearview mirror.
138. When you back up in a passenger vehicle:
- ☐ Rely on your rearview mirror.
  - ☒ Look over your right shoulder through your rear window.
  - ☐ Only use your side and rearview mirror.



139. Do not cross a solid yellow line in the center of the roadway to:
- ☒ Pass other vehicles.
  - ☐ Make a left turn.
  - ☐ Enter a private driveway.
140. There is one lane in your direction and vehicle ahead of you often slows down for no apparent reason. In this situation you should:
- ☐ Speed up to pass the vehicle as soon as possible.
  - ☒ Increase the following distance between you and the other driver.
  - ☐ Flash your headlights quickly to alert the other driver.
141. Use your high-beam headlights at night:
- ☐ As little as possible.
  - ☐ Only on unlighted streets.
  - ☒ Whenever it is legal and safe.
142. You can be fined up to \$1000 and jailed for six months if you are cited for:
- ☒ Dumping or abandoning an animal on a highway.
  - ☐ Making a U-turn from the center left-turn lane.
  - ☐ Parking in a bicycle lane.
143. If you are caught driving with a blood alcohol level concentration (BAC) at or above the legal limit:
- ☒ You will be issued an order suspending your driving privilege.
  - ☐ Your breath test result by itself cannot be used to convict you.
  - ☐ Your car will immediately be seized and sold at auction, regardless of your license status.
144. You should usually drive your vehicle slower when:
- ☒ You see brake lights coming on several vehicles ahead of you.
  - ☐ Passing large trucks on the freeway.
  - ☐ You want to look at a controlled accident scene.
145. You are driving on a five-lane freeway in the lane closest to the center divider. To exit the freeway on the right you should:
- ☐ Carefully cross all the lanes at once.
  - ☒ Change lanes one at a time until you are in the proper lane.
  - ☐ Slow down before beginning each lane.
146. When looking ahead of your vehicle while driving, you should look:
- ☐ Straight ahead.
  - ☐ Only for ahead of you.
  - ☒ Back and forth, near and far.

147. You are driving slowly in the fast lane of a four-lane freeway. There is traffic behind you in lane. The driver behind you wishes to drive faster. You should:
- ☐ Not change lanes if you are driving the speed limit.
  - ☒ Change lanes to the right when safe to do so.
  - ☐ Only change lanes if five or more vehicles are behind you.
148. The speed limit posted is 55mph. when the road is wet:
- ☐ Maintain a 55 mph speed.
  - ☒ Drive 5-10 mph under the speed limit.
  - ☐ Drive 20 to 25 mph under speed limit.
149. If an uncontrolled railroad crossing is ahead and you can't see clearly if any trains are coming, the sped limit is:
- ☐ 25mph.
  - ☒ 15mph.
  - ☐ 30mph.
150. You are parked and have been waiting a long time with your turn signal on to re-enter traffic. However, traffic is heavy. You should:
- ☒ Continue waiting and yielding to traffic in the lane.
  - ☐ Slowly inch your vehicle into the traffic lane.
  - ☐ Drive on the shoulder until gap in traffic appears.
151. Your driving lane is next to a bicycle lane. You want to make a right turn at the upcoming intersection. You:
- ☐ May not enter the bicycle lane to make your turn.
  - ☐ Should only merge into the bicycle lane before turning.
  - ☒ Must merge into the bicycle lane before making your turn.
152. When you see this sign, you should stop and:
- ☐ Check vehicles in the direction you plan on going, and then proceed.
  - ☐ Let all vehicles that arrive after you go first.
  - ☒ Check traffic in all directions before proceeding.
153. You are approaching an intersection at the posted limit when the signal light turns yellow. You should:
- ☒ Slow down and proceed through the intersection with caution.
  - ☐ Speed up to cross the intersection before the light turns red.
  - ☐ Stop before entering the intersection, if you can do so safely.
154. You must show proof of insurance to law enforcement:
- ☐ Only if you are involved in an accident.
  - ☒ If you are involved in an accident or stopped for a citation.
  - ☐ Unless your vehicle has a net worth of less than \$500.



155. You are driving on a city street and see an emergency vehicle with flashing lights behind you. What should you do?
- ☐ Drive to the right edge of the road and slow down.
  - ☒ Drive to the right edge of the road and stop.
  - ☐ Stay in your lane, slow down, and let it pass.
156. Check your rearview mirrors:
- ☒ Often to see how traffic is moving behind you.
  - ☐ To see if a vehicle is in your blind spot.
  - ☐ Only when you are slowing down.
157. When driving on a slippery surface such as snow or ice:
- ☒ Shift to a low gear before going down steep hills.
  - ☐ Maintain traction by following other vehicles closely.
  - ☐ Pump your brakes to keep them from freezing.
158. Which of the following contributes to improve traffic flow?
- ☒ Not slowing down to look at an accident.
  - ☐ Lowering the speed limit on major freeways.
  - ☐ Using your car instead of public transportation.
159. Which of the following roadways freeze first when wet?
- ☒ Bridges.
  - ☐ Intersections.
  - ☐ Tunnels.
160. Which of the following is the proper use of vehicle lights?
- ☒ Using low beams during the day on narrow country roads.
  - ☐ Using high beams because your low beams are not working.
  - ☐ Use parking light while driving through a tunnel.
161. Which of the following is true about vehicles displaying a diamond shape sign (indicating a hazardous load)?
- ☐ They are not allowed to drive on freeways.
  - ☒ They must stop before crossing railroad tracks.
  - ☐ They are not allowed to exceed 45mph.
162. Which of these is a safe driving practice?
- ☐ Using high beam lights in the fog.
  - ☐ Staring at the road ahead of your vehicle.
  - ☒ Checking your rearview mirrors frequently.
163. You enter a designated turn lane to make a left turn at an upcoming intersection. There is oncoming traffic. You should:
- ☐ Move the left of the center lane.
  - ☒ Signal before you arrive at the intersection.
  - ☐ Turn you front wheels to the left to be prepared to turn.

164. When merging onto a freeway, you should be driving:
- ☒ At or near the same speed as the freeway traffic.
  - ☐ At the legal freeway speed limit.
  - ☐ Slower than the freeway traffic.
165. If you drive 45 mph in a 55 mph zone, you could be given a speeding ticket:
- ☐ Under no circumstances because it is always legal.
  - ☒ If the road or weather conditions require a slower speed.
  - ☐ Only if you are approaching a sharp curve in the road.
166. You are driving in an area with few streetlights on a clear night. If you cannot see well with your low-beam headlights, which of these actions would help?
- ☐ Adjusting your instrument lights so they are brighter.
  - ☐ Turning on your vehicle's parking lights.
  - ☒ Using your high beams.
167. When you see this sign you should:
- ☒ Be prepared to stop at the railroad crossing.
  - ☐ Stop at the upcoming railroad crossing and look in both directions.
  - ☐ Stop and wait for signal before crossing the railroad's tracks.
168. There are five vehicles following close behind you on a road with one lane in your direction. When you see this sign, you should:
- ☐ Drive to the right edge of your lane, but keep moving.
  - ☐ Slow down and signal the other drivers to pass you.
  - ☒ Drive to the side of the road and stop in the designated area.
169. You want to go into a store to make a quick purchase. You should:
- ☐ Leave the car running and set the parking brake.
  - ☒ Stop engine and set the parking brake.
  - ☐ Stop engine, but set parking brake only if on slope.
170. It is legal to drive with an alcoholic beverage container that has been opened if the container is:
- ☐ Under the front seat.
  - ☐ In the glove compartment.
  - ☒ In the trunk.
171. Allow extra space in front of your vehicle when following is:
- ☐ Station wagon.
  - ☐ Passenger car.
  - ☒ Motorcycle.
172. You may drive across a sidewalk to:
- ☐ Avoid driving over a speed bump.
  - ☐ Make a U-turn.
  - ☒ Enter or exit a driveway or alley.



173. You see a car approaching from the rear. When you check your mirror again to change lanes, you no longer see the car. You should:
- ☒ Look over shoulder to make sure that the car isn't in your blind spot.
  - ☐ Turn on your signal and change lanes slowly.
  - ☐ Check your outside mirrors to see if the car is in your blind spot.
174. It is good habit to signal continuously during the last 100 feet before your turn at an intersection:
- ☐ Unless you are in a designated turn lane.
  - ☐ Unless your turn is protected by a green arrow.
  - ☒ Even if you do not see any other vehicles around.
175. If five or more vehicles are following you on a narrow two-lane road:
- ☐ Move to the right side of your lane and drive slowly.
  - ☒ Pull off the road when it is safe and let them pass.
  - ☐ Continue driving because you have the right-of-way.
176. You may legally park your car in front of a driveway:
- ☐ If the driveway is in front house.
  - ☐ As long as it is not parked for longer than 15 minutes.
  - ☒ Under no circumstances.
177. If you approach an intersection without a stop sign or signal, you:
- ☐ Should always stop before driving through the intersection.
  - ☐ Must yield the right-of-way to all other vehicles.
  - ☒ Should slow down and be ready to stop, if necessary.
178. When parking on any hill, always set your parking brake and:
- ☐ Leave your vehicle in neutral.
  - ☐ Keep your front wheels parallel to the road.
  - ☒ Leave your vehicle in gear or the "park" position.
179. This sign means:
- ☐ One-way road widen into two lanes ahead.
  - ☒ Vehicles on this road travel in two directions.
  - ☐ There is a divided highway ahead.
180. If you approach a curve or top of a hill and you do not have a clear view of the road ahead, you should:
- ☐ Pull over and wait for conditions to improve.
  - ☐ Use your high beam lights to be more visible.
  - ☒ Slow down so you can stop if necessary.
181. You must notify law enforcement and make a written report (SRI) to DMV if:
- ☐ Your vehicle is stolen.
  - ☒ You are involved in an accident and there is a death.
  - ☐ You change your insurance company.



182. You are approaching a sharp curve in the road. You should:
- ☒ Start braking before you enter the curve.
  - ☐ Start braking as soon as you enter the curve.
  - ☐ Accelerate in to the curve and brake out of it.
183. It is your responsibility to know:
- ☐ How your medication affects your brain chemistry.
  - ☐ When your doctor prescribes the wrong medication.
  - ☒ How your medication affects your driving.
184. If the road is wet from heavy rain, you should:
- ☐ Use the "two second" following distance rule.
  - ☐ Drive one car-length behind the car ahead.
  - ☒ Increase the distance between your vehicle and the car ahead.
185. When should you use your headlights?
- ☐ One hour before sunset until one hour after sunrise.
  - ☐ Any time you can't see at least two miles ahead.
  - ☒ Any time you have trouble seeing others or being seen.
186. You are on a two-way street with two lanes in each direction. To turn left, start the turn in:
- ☐ Any lane open to you for traffic in your direction.
  - ☒ The left lane for traffic in your direction.
  - ☐ The right lane for traffic in your direction.
187. When driving in the far right lane of a freeway, you:
- ☒ Should expect merging vehicles at on-ramps.
  - ☐ Must be driving slower than other traffic.
  - ☐ Must give the right-of-way to merging traffic
188. This yellow signs means:
- ☐ Less space between lanes ahead.
  - ☐ The highway will be divided ahead.
  - ☒ The right lane will end ahead.
189. You are traveling on a road with only one lane in your direction. Many cars are pulling out to pass you. You should:
- ☒ Use a turnout area so the other vehicle can pass you.
  - ☐ Pull onto the right shoulder of the road, but continue driving.
  - ☐ Maintain your speed and lane position.
190. Weaving in and out of freeway lanes during heavy traffic.
- ☐ Improves traffic flow by creating space for other to merge.
  - ☒ Causes further traffic congestion by slowing down other vehicles.
  - ☐ Increase fuel efficiency.

191. You may legally turn right on a solid red light:
- ☐ Only after slowing down and checking traffic.
  - ☒ Only after stopping, unless otherwise posted.
  - ☐ Under no circumstances.
192. You should usually drive your vehicle more carefully when you:
- ☐ Are near schools, playgrounds, and in residential areas.
  - ☒ Pass large trucks on the freeway.
  - ☐ Want to look at a controlled collision scene.